

Azaan International School

Grade: V

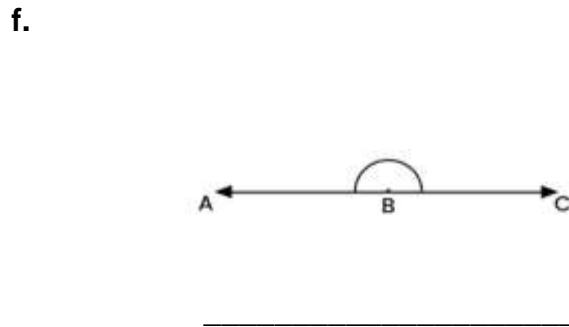
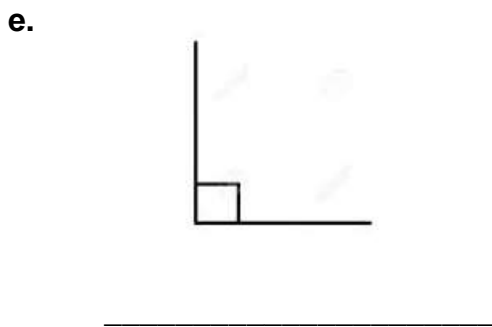
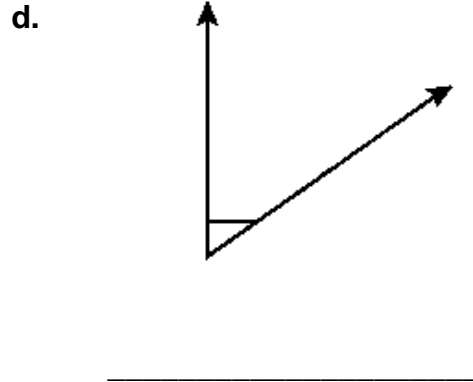
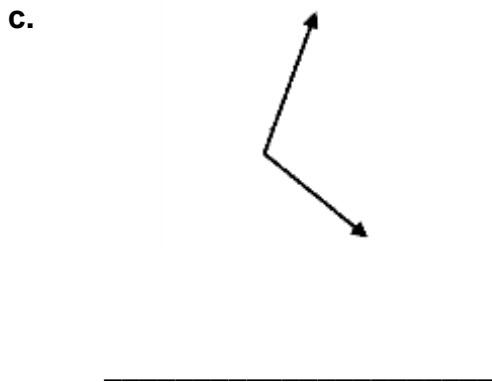
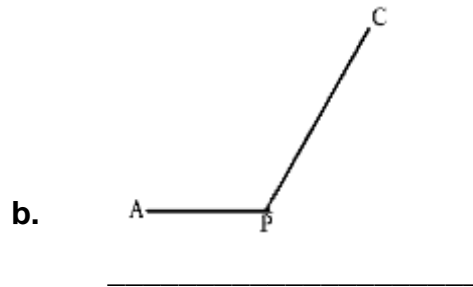
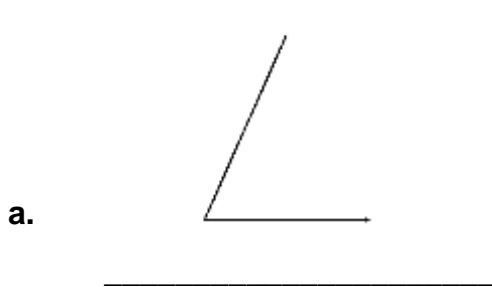
Worksheet

Subject: Maths

Name: _____ Date: _____ Roll No: ____ Sec: _____

Chapter 9: Geometry Basics

Q1. Using a protractor, find the measures of the following angles. Write the type of angle for each of the following:



Q2. The angle that the clock shows is



an _____ angle



a _____ angle.

Q3. Draw the following angles using a protractor and a ruler:

a. 45°	b. 120°
c. 140°	d. 95°
e. 105°	f. 160°


MY GEOMETRIC HOUSE

Step 1: Create a color key for your geometric terms

Acute Triangles Right Quadrilaterals

Step 2: Use the house to the right to identify your geometric terms

- Acute angles
- Right angles
- Obtuse angles
- Quadrilaterals



Step 3: Show the above given geometrical shapes using the color key you have chosen.